



DECLARATION OF CONFORMITY

We, the offerer:
Bose Corporation, The Mountain, Framingham, MA 01701-9168 USA
acknowledge our sole responsibility, that the product:
Kind of equipment: Loudspeaker
Type designation: FreeSpace® 360P Series II loudspeaker

in accordance with EMC Directive 89/336/EEC
and Article 10(1) of the Directive,
is in compliance with the following norm(s) or document(s):

Technical regulations: EN50081-1, EN50082-1

Accredited by Bose Corporation

10 February, 2003

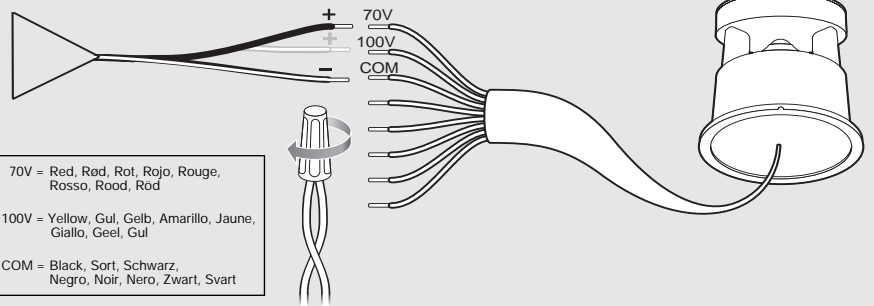
Nic Merks

Bose B.V.
Nijverheidstraat 8, 1135 GE Edam
The Netherlands

Vice President Europe
Manufacturer's authorized
EU representative

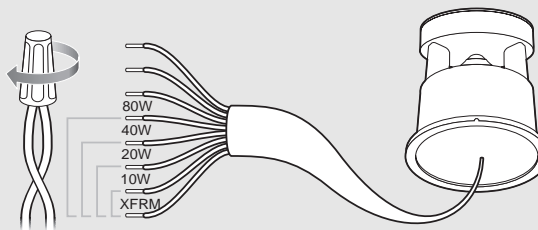
- A**
- Amplifier-to-speaker wiring
 - Ledningsfremføring fra forstærker til højtaler
 - Verstärker-Lautsprecher-Verdrahtung
 - Cableadodel amplificador al altavoz
 - Câblede connexion amplificateur-enceinte
 - Cablaggio dall'amplificatore ai diffusori
 - Bedrading van versterker naar luidspreker
 - Ledningar från förstärkare till högtalare

Power amplifier
Udgangsförstærker
Leistungsverstärker
Amplificador de potencia
Amplificateur de puissance
Amplificatore di potenza
Eindverstærker
Effektförstærker



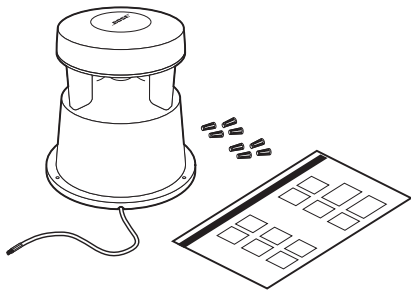
- B**
- Transformer tap setting
 - Transformer tapsætning
 - Einstellen der Transformator-abgriffe bzw deren Umgehung
 - Ajuste del cambiador de la relación de transformación
 - Position des réglages du transformateur
 - Trasformatore: impostazione delle potenze intermedie
 - Aftakings-instelling van de transformator
 - Tappinställning för transformator

80W = Orange, Orange, Orange, Naranja, Orange, Arancio, Oranje, Orange
40W = Green, Grøn, Grün, Vverde, Vert, Verde, Groen, Grøn
20W = Violet, Violet, Violett, Violeta, Violet, Viola, Paars, Violett
10W = Blue, Blå, Blau, Azul, Bleu, Blu, Blauw, Blå
XFRM = White, Hvid, Weiß, Bianco, Blanc, Bianco, Wit, Vit



XFRM + 80W OR 40W OR 20W OR 10W

- C**
- Cap all unused wires
 - Beskyttelsestte til alle ubrugte ledninger
 - Versehen Sie ungenutzte Dr hte mit einer Sicherheitskappe
 - Proteja todos los cables no usados
 - Visser fond tous les cables non utilisés
 - Isolare tutti i conduttori inutilizzati
 - Dek alle ongebruikte draden af met een dopje
- Ta bort hylsan p alla kablar som ej anv nds

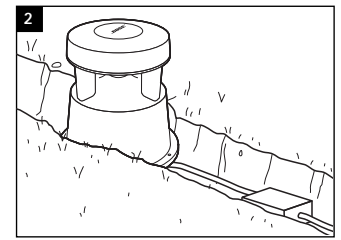

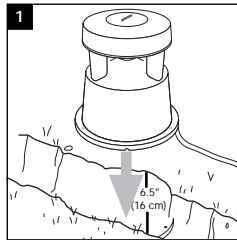
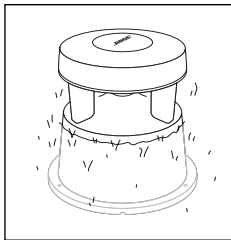


Installation • Installation • Installation • Instalación • Installation • Installazione • Installatie • Installation

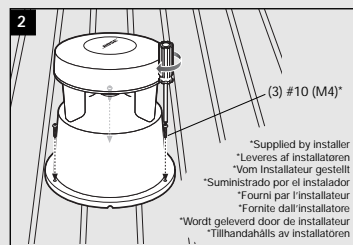
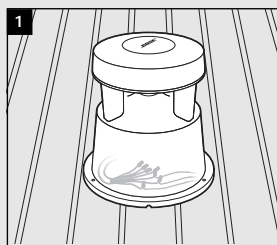
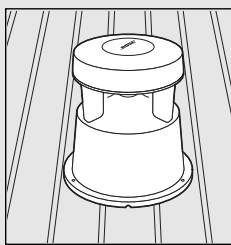
Choices • Valgmuligheder • Optionen • Opciones • Au choix • Opzioni • Keuzes • Alternativ

- Choices**
Valgmuligheder
Optionen
Opciones
Au choix
Opzioni
Keuzes
Alternativ

Earth
 Jord
 Erde
 Tierra
 Terre
 Terra
 Grond
 Mark



Concrete or wood
 Beton eller træ
 Beton oder Holz
 Hormigón o madera
 Béton ou bois
 Cemento o legno
 Beton of hout
 Betong eller trä



(3) #10 (M4)*
 *Supplied by installer
 *Leveres af installatoren
 *Vom Installateur gestellt
 *Suministrado por el instalador
 *Fourni par l'installateur
 *Fornite dall'installatore
 *Wordt geleverd door de installateur
 *Tilhandhålls av installatören



©2003 Bose Corporation
 The Mountain, Framingham, MA
 01701-9168 USA
 263873 AM Rev.00 JN30859