

ML-SL Series Controller

smartSMS-NET Sound Masking System

Each **ML-SL** controller provides:







- A compact Form-Factor
- Up to 8 output channels
- Up to 6 speakers per channel
- Independent equalizer for each channel
 - 340 narrow bands automatic equalizer
 - 1/3rd octave bands automatic or manual equalizer
- High-power amplifier providing up to 92 dBA at 1m
- Up to 8 inputs for active volume control sensors
- Up to 4 music/paging inputs with independent 1/3rd octave equalizers for each output channel
- 2 inputs for wall mounted volume control knobs



smartSMS-NET sound masking system highlights:

- Many controllers can be networked together to construct large sound masking installations.
- Adaptive volume adjustment for optimal efficiency and comfort (US Patent 8116 461)
- Automatic equalization that guarantees the optimum sound masking spectra (US Patent 7460675)

Specifications

	ML48-8ch	SL48-8ch	SL24-8ch	ML24-4ch	SL24-4ch	ML12-2ch
						
Can be a Project Master?	YES	NO	NO	YES	NO	YES
Outputs						
Nb. Outputs	8	8	8	4	4	2
Max Speakers/Output	6	6	3	6	6	6
Max Speakers/Controller	48	48	24	24	24	12
Sound Masking						
Volume	30 to 92 dBA in 0.1 dB steps and mute					
Equalizer	23 1/3 octave bands (63 Hz to 10 kHz) or 500 narrow bands automatic equalizer					
Reference Spectrum	13 pre-set sound-masking reference spectrums, unlimited user defined spectrums					
Volume Ramp-Up	User defined, up to 30 days					
Active Volume Control						
Nb. Inputs ¹	8 (4 shared)	8 (4 shared)	8 (4 shared)	4 (4 shared)	4 (4 shared)	2
Max Sensors/Input	6					
Control	Independent sound masking volume adjustment for each output channel					
Volume Change Rate	Adjustable down to 0.1dB steps, updates every 15s					
Active Adjustment Range	User defined; maximum range: -7 to +3 dB relative to reference masking level.					

V20190702

Specifications (Cont.)

Music and Paging	ML48-8ch	SL48-8ch	SL24-8ch	ML24-4ch	SL24-4ch	ML12-2ch
Nb. Inputs ¹	4 (4 shared)	4 (4 shared)	4 (4 shared)	4 (4 shared)	4 (4 shared)	2
Mixer	Independent for each output channel					
Volume	30 to 92 dBA in 0.1dB steps and mute					
Equalizer	20 1/3rd octave bands					
Volume Control Knobs						
Nb. Inputs	2					
Mixer	Independent for each output channel (Sound Masking and/or Paging and Music)					
Volume Range	User defined					
Volume Schedule						
Schedule	24 hour periods per day, 7 days					
Volume	0.1dB steps					
Transition Ramp	Instant, 2m30, 5min, 10min, or 15min					
Schedule Mixer	Independent for each output channel (Sound Masking and/or Paging and Music)					
Daylight Saving Time	Automatic Adjustment depending on local time zone settings					
Monitoring						
Diagnosis	Automatic					
Reporting	System diagnosis report sent by email and/or stored locally					
Requirement	Computer running Project Manager Software					
LEED						
Feature	Controller can be put in low-power mode according to daily schedule					
Schedule	7 daily periods per week (user defined)					
Connectivity						
USB	USB 2.0, Mini B connector					
Wifi ²	802.11b/g/n, WEP 40/64-bits or WPA/WPA2 personal, 450 kbps					
Ethernet	DHCP or Static IP, 350 kbps					
Power						
Input	24 VDC					
Rating	50W	50W	25W	25W	25W	15W
Power-Supply	EA-1050					
Physical						
Dimensions	245mm x 135mm x 28mm (10" x 5.3" x 1.1")			191mm x 135mm x 28mm (7.5" x 5.3" x 1.1")		
Weight	400g (0.9lb)			300g (0.7lb)		
Certifications						
Compliance	ETL Listed 3191772					
Safety	UL 60065 / ULC 60065					
Fire Test	UL 2043					
Electromagnetic	FCC – EN 55103-1&2					

1: A shared input can be an active volume control sensor input OR a paging/music input.

2: Wifi module can be disabled if it's not required