



WILSONPRO™

A Wilson Electronics Brand

WILSON PRO 1000R

In-Building Signal Booster
With Extended Dynamic Range



User Manual

NEED HELP?

 wilsonpro.com

 866.294.1660

Index

Package Content	1
About The WilsonPro 1000R	2
Key Features	4
Competitive Advantages	5
Post Install Setup	7
Status Screen	8
Band Status Screens	10
Safety Guidelines	12
Warranty	17

Package Content



WilsonPro
1000R



Wide Band Directional
Antenna + 75'
Wilson 400 Cable



Dome Antenna +
100' Wilson 400 Cable



2' Wilson
400



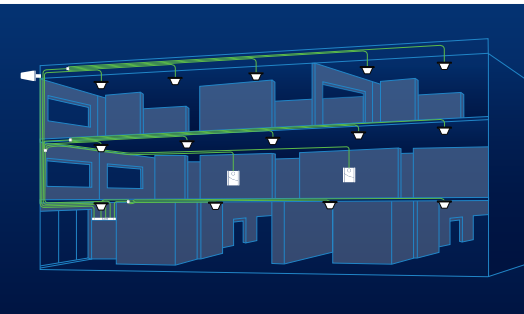
Lightning Surge
Protector



WilsonPro 1000R

Easy Rack-Mounted Installation

Neat and clean installation while leaving the unit easily accessible.



Onboard Software For Better Control

Automatically controlled with onboard software, ensuring great connectivity throughout large spaces and multi-story buildings.

Extended Dynamic Range For Continuous Connectivity

XDR allows the booster to never shutdown due to too strong of a signal. No matter how strong, the booster will never overpower and shutdown.

XDR TECHNOLOGY



Color LCD For Easier Access

Unlike other boosters, the WilsonPro 1000R has a color LCD screen with four-way navigation, allowing integrators to have easy and effective control of the product.

The 1000R provides cellular coverage for all commercial spaces

Designed to provide enhanced in-building cellular coverage for all commercial spaces, including

hospitals, hotels, warehouses and offices, the WilsonPro 1000R amplifies weak cell signals to provide reliable voice and data coverage—including 4G – to inside spaces where signals may not penetrate.



Like all WilsonPro cellular signal boosters, the WilsonPro 1000R features cell site protections that auto-detect and prevent any cell tower interference.

Unlike other boosters, the WilsonPro 1000R has a color LCD screen with four-way navigation, allowing integrators to have easy and effective control of the product.

The 1000R is intended to fit into an existing server rack. This design allows for a neat and clean installation while leaving the unit easily accessible.

XDR gives the 1000R the greatest tolerance of any competing booster for a strong incoming signal from the tower. XDR allows the booster to never shutdown due to too strong of a signal. No matter how strong, the booster will never overpower and shutdown.



Key Features



Easy rack-mounted installation: The 1000R is intended to fit into an existing server rack. This design allows for a neat and clean installation while leaving the unit easily accessible.



Onboard Software for Better Control: Booster is automatically controlled with automatic onboard software, ensuring great connectivity throughout large spaces and multi-story buildings. The booster will adjust its gain level up or down as required by the conditions of the immediate signal environment.



Extended Dynamic Range (XDR) for continuous connectivity: Gives the 1000R much greater tolerance than any competing booster for a strong incoming signal from the tower. XDR lets the 1000R system work with an incoming signal stronger than any competing booster and never shuts down.



Color LCD for Easier Access: Unlike other boosters, the Wilson 1000R has a color LCD screen with four-way navigation, allowing integrators to optimize antenna position and maximize the performance of the booster.

Competitive Advantages



Highest Downlink Power: Up to +12dB more downlink power than the competition allows for stronger signal in environments where the incoming signal is weak. The benefit is a stronger signal sent to the inside antennas, providing larger coverage area from a single booster.



Highest Uplink Power: This allows for a stronger signal transmitted to the tower, up to +3dB more than the competition, providing greater user capacity and increased range from the cell site.



Lower Overload and Shutdown Threshold: No matter how strong the outside signal, the WilsonPro 1000R never shuts down. This is a huge benefit in strong signal environments like cities and locations close to a carrier tower.



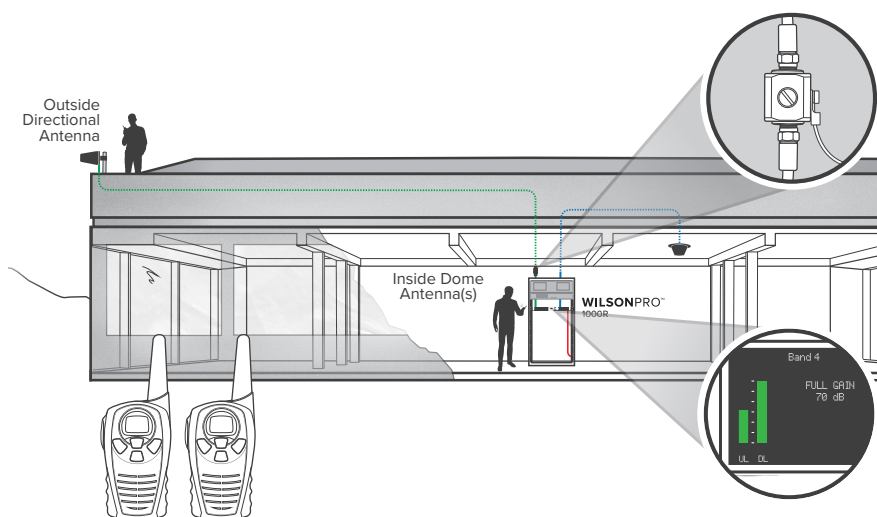
Intelligent Control: WilsonPro cellular boosters automatically adjust signal gain while still providing even signal coverage throughout the building.



Sophisticated Software: Cellular signals are constantly fluctuating. The software is always monitoring signal levels and making immediate adjustments as needed, allowing the booster to operate at maximum gain consistently.


Installation Diagram

A Wilson Lightning Surge Protector is recommended for all building installations. Make sure the protector is installed outside the building at point of entry connected to a suitable ground and in line between the Outside Antenna and the Signal Booster.



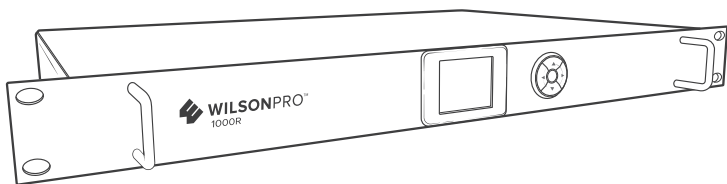
2-way radios are included to help with the installation process.

The direction of the outside antenna should be adjusted until the "DL" bar is maximized.

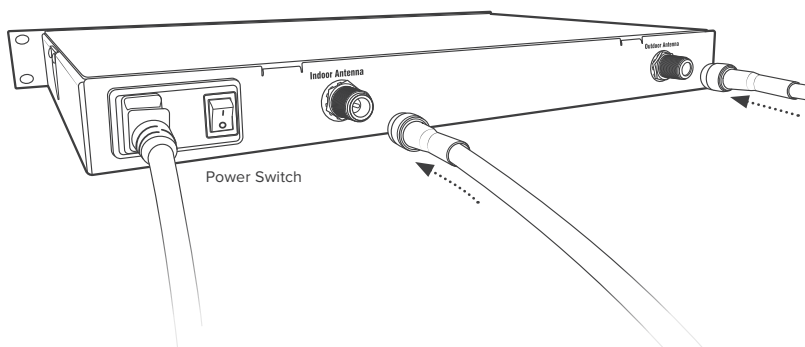


Post Install Setup

The WilsonPRO 1000R is designed with advanced internal programming, which allows it to automatically adjust for a variety of conditions, while still boosting weak signals.

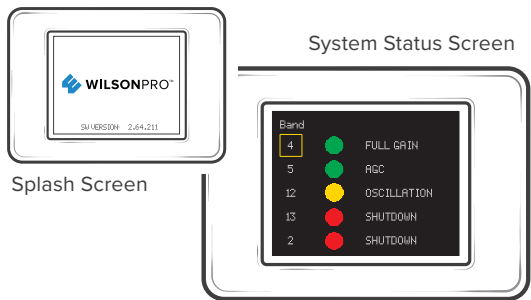


Once the AC power cable and antenna cables are connected, turn the unit on by toggling the power switch located near the AC power receptacle, located at the rear of the unit.



Status Screen

The 1000R takes about 20 seconds to boot up. Once boot up is complete, the status screen will appear, showing the amplification and status of each port and band.



Lights Description



A solid green light indicates that a band is operating correctly with maximum allowable gain.



A solid yellow light indicates band gain reduction because of an oscillation condition. Reposition antennas (more separation between indoor and outdoor antennas, and pointed in opposite directions) and reboot (power cycle) the 1000R for maximum performance. When adequate separation is achieved, the yellow lights will return to green upon reboot. Note that when the light is yellow, the band is **operational**; however, performance is reduced.

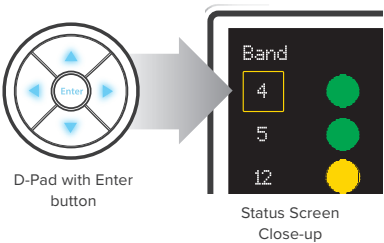
(LIGHTS DESCRIPTION cont.)



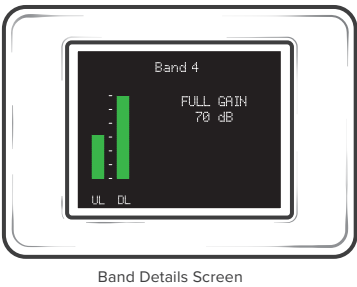
A red light indicates a band which has been completely shut down because of a severe oscillation condition or repeated oscillation events. Reposition antennas (more separation between indoor and outdoor antennas, and pointed in opposite directions) and then reboot (power cycle) the 1000R to reactivate the band and maximize performance. When adequate separation is achieved, the red light(s) will return to green upon reboot.

Band Status Screens

Green Light

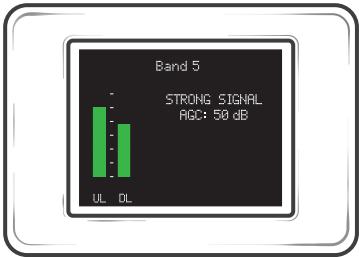


By pressing enter on a highlighted light, as shown, a more detailed status screen will be displayed for the highlighted band.



This screen provides specific band and port information. Including the strength of the received uplink and downlink signal, status details, and the amplifier gain.

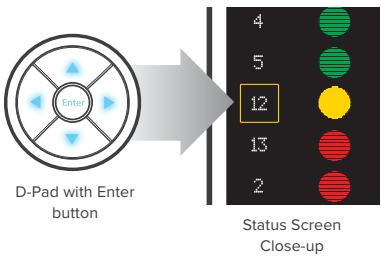
(BAND STATUS SCREENS - GREEN LIGHT cont.)



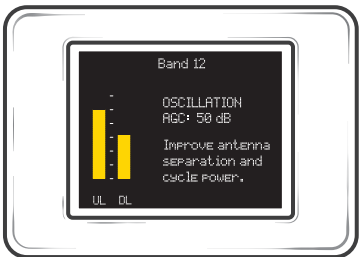
Band Details Screen

In the presence of a strong outdoor cell tower signal, the 1000R will reduce its "boost" (Gain) using internal Automatic Gain Control (AGC). This gain reduction is necessary to stay within FCC requirements. When this occurs, the 1000R has reached the 'speed limit' so this is good! The outside antenna should always be adjusted until the "DL" bar is maximized and "AGC" is indicated, if possible with a weak outside signal, this may not be possible.

Yellow Light



Pressing enter on a highlighted light with a yellow light (Band 12), as shown, will display the following...



Band Details Screen

This screen indicates band gain has been reduced because of the oscillation condition detected at a nearby band.

Safety Guidelines

Warnings

To uphold compliance with network protection standards, all active cellular devices must maintain at least 6 feet of separation distance from Panel and Dome antennas.

Use only the power supply provided in this package. Use of a non-Wilson Electronics product may damage your equipment.

The Signal Booster unit is designed for use in an indoor, temperature-controlled environment (less than 100 degrees Fahrenheit). It is not intended for use in attics or similar locations subject to temperatures in excess of that range.

RF Safety Warning: Any antenna used with this device must be located at least 8 inches from all persons.

AWS Warning: The Outside Antenna must be installed no higher than 10 meters (31'9") above ground.

This is a **CONSUMER** device.

BEFORE USE, you **MUST REGISTER THIS DEVICE** with your wireless provider and have your provider's consent. Most wireless providers consent to the use of signal boosters. Some providers may not consent to the use of this device on their network. If you are unsure, contact your provider.

You **MUST** operate this device with approved antennas and cables as specified by the manufacturer. Antennas **MUST** be installed at least 20 cm (8 inches) from any person.

You **MUST** cease operating this device immediately if requested by the FCC or a licensed wireless service provider.

WARNING. E911 location information may not be provided or may be inaccurate for calls served by using this device.

This device may be operated **ONLY** in a fixed location for in-building use.

This device complies with Part 15 of FCC rules. Operation is subject to two conditions: (1) This device may not cause harmful interference, and (2) this device must accept any interference received, including interference that may cause undesired operation. Changes or modifications not expressly approved by weBoost could void the authority to operate this equipment.

FOR MORE INFORMATION ON REGISTERING YOUR SIGNAL BOOSTER WITH YOUR WIRELESS PROVIDER, PLEASE SEE BELOW:

Sprint: http://www.sprint.com/legal/fcc_boosters.html

T-Mobile/MetroPCS: <https://support.t-mobile.com/docs/DOC-9827>

Verizon Wireless: <http://www.verizonwireless.com/wcms/consumer/register-signal-booster.html>

AT&T: <https://securec45.securewebsession.com/attsignalbooster.com/>

U.S. Cellular: <http://www.uscellular.com/uscellular/support/fcc-booster-registration.jsp>

Antenna Kit Options

The following accessories are certified by the FCC to be used with the **Wilson PRO 1000R**.

Inside Antenna Expansion Kit

Kit 309900-50N40090

2 - Wall Panel antennas
1 - 50 ohm 3-Way Splitter
1 - 100' Wilson 400

Kit 309905-50N17420

3 - Wall Panel Antennas
3 - 2-Way 50 Ohm Splitters
20' RG174

Kit 309902-75F0650

2 - Wall Panel Antennas
1 - 3-Way 75Ohm Splitter
50' RG6

Kit 309903-75F1180

3 - Wall Panel Antennas
3 - 2-Way 75 Ohm Splitters
80' RG11 cable

Kit 309904-75F5830

1 - Wall Panel Antenna
1 - 2-Way 75 Ohm Splitter
30' RG58 cable

Inside Antenna Kits

Kit 311155-0670

75 Ohm Wall mount Panel Antenna
70' RG6 Cable

Kit 311135-5840

50 Ohm Wall mount Panel Antenna
40' RG58 Cable

Kit 311135-400150

50 Ohm Wall mount Panel Antenna
150' Wilson 400

Kit 311155-11120

75 Ohm Wall mount Panel Antenna
10' RG11 cable

Kit 304412-400100

50 Ohm 4G Dome Antenna
100' Wilson400 cable

Kit 304412-5830

50 Ohm 4G Dome Antenna
30' RG58 cable

Kit 304419-1175

75 Ohm 4G Dome Antenna
75' RG 11 cable

Kit 304419-17450

75 Ohm 4G Dome Antenna
50' RG174 cable

May need separate adapter

Kit 304419-0650

75 Ohm 4G Dome Antenna
50' RG6 cable

50 Ohm Outside Antenna Kits

Kit 314453-5825

50 Ohm Pole Mount Panel Antenna
25' RG58 Cable

Kit 314411-5825

50 Ohm Wide Band Directional
25' RG58 Cable

Kit 301111-5850

Yagi Directional Antenna
50' RG58 Cable

Kit 311203-5820

Omni-Directional antenna
20' RG58 Cable

Kit 314411-40075

50 Ohm Wide Band Directional
75' LMR400 Cable

Kit 311203-40020

Omni-Directional antenna
20' LMR400 Cable

Kit 301111-400170

Yagi Directional w/ N-Female
170' LMR400

Kit 314453-40075

50 Ohm Pole Mount Panel Antenna
75' LMR400 Cable

Kit 304422-40020

50 Ohm 4G Omni Antenna
20' Wilson400 cable

Kit 304422-5810

50 Ohm 4G Omni Antenna
10' RG58 cable

Kit 304422-1120

50 Ohm 4G Omni Antenna
20' RG11 cable

May need separate adapter

75 Ohm Outside Antenna Kits

Kit 301111-0675

Yagi Directional Antenna
75' RG6 Cable

N-Male to F-Female adapter

Kit 311201-0620

Omni Directional w/ F-Female
20' RG6 Cable

Kit 314473-0640

75 Ohm Pole Mount Panel Antenna
40' RG6 Cable

Kit 311141-0620

75 Ohm Grey Brick Antenna
20' RG6 Cable

Kit 301111-11140

Yagi Directional Antenna
140' RG11 Cable

N-Male to F-Female adapter

Kit 311201-1120

Omni Directional w/ F-Female
20' RG11 Cable

Kit 314473-1175

75 Ohm Pole Mount Panel Antenna
75' RG11 Cable

Kit 314475-0630

75 Ohm Wide Band Directional
30' RG6 Cable

Kit 314475-1175

75 Ohm Wide Band Directional
75' RG11 Cable

Kit 311141-1120

75 Ohm Grey Brick Antenna
20' RG11 Cable

Kit 304421-17410

75 Ohm 4G Omni Antenna
10' RG174 cable

Kit 304421-0610

75 Ohm 4G Omni Antenna
10' RG6 cable

Kit 304421-5810

75 Ohm 4G Omni Antenna
10' RG58 cable

May need separate adapter

Kit 304421-1120

75 Ohm 4G Omni Antenna
20' RG 11 cable

Specifications

Product Number	460037				
Model Number	460037				
FCC ID	PWO460037				
Connectors	N-Female				
Antenna Impedance	50 Ohms				
Frequency	698-716 MHz, 729-746 MHz, 777-787 MHz, 824-894 MHz, 1850-1995 MHz, 1710-1755/2110-2155 MHz				
Passband Gain (nominal)	700MHz Band12/17 57.6	700MHz Band13 58.0	800MHz 59.2	1700/2100MHz 65.7	1900MHz 65.2
20 dB Bandwidth (MHz)	700MHz Band12/17	700MHz Band13	800MHz	1700/2100MHz	1900MHz
Typical	29.6	30.3	36.8	77.5	74.5
Maximum	35.4	35.4	37.8	81.0	75.1
Power output for single cell phone (Uplink) dBm	700MHz Band12/17	700MHz Band13	800MHz	1700MHz	1900MHz
	25.3	25.8	24.7	26.2	25.3
Power output for single cell phone (Downlink) dBm	700MHz Band12/17	700MHz Band13	800MHz	2100MHz	1900MHz
	15.2	13.9	15.4	15.4	15.4
Power output for multiple received channels (Uplink) dBm No. Tones	700MHz Band12/17	700MHz Band13	800MHz	1700MHz	1900MHz
2	23.0	23.9	20.4	22.4	22.1
3	19.5	20.4	16.9	18.9	18.6
4	17.0	17.9	14.4	16.4	16.1
5	15.0	15.9	12.4	14.4	14.1
6	13.5	14.4	10.9	12.9	12.6
Power output for multiple received channels (Downlink) dBm No. Tones	700MHz Band12/17	700MHz Band13	800MHz	2100MHz	1900MHz
2	16.1	15.2	15.3	12.0	15.3
3	12.6	11.7	11.8	8.5	11.8
4	10.1	9.2	9.3	6.0	9.3
5	8.1	7.2	7.3	4.0	7.3
6	6.6	5.7	5.8	2.5	5.8
Noise Figure	5 dB nominal				
Isolation	> 90 dB				
Power Requirements	12V 3A				

The term "IC" before the radio certification number only signifies that Industry Canada technical specifications were met.

Each Signal Booster is individually tested and factory set to ensure FCC compliance. The Signal Booster cannot be adjusted without factory reprogramming or disabling the hardware. The Signal Booster will amplify, but not alter incoming and outgoing signals in order to increase coverage of authorized frequency bands only. If the Signal Booster is not in use for five minutes, it will reduce gain until a signal is detected. If a detected signal is too high in a frequency band, or if the Signal Booster detects an oscillation, the Signal Booster will automatically turn the power off on that band. For a detected oscillation the Signal Booster will automatically resume normal operation after a minimum of 1 minute. After 5 (five) such automatic restarts, any problematic bands are permanently shut off until the Signal Booster has been manually restarted by momentarily removing power from the Signal Booster. Noise power, gain, and linearity are maintained by the Signal Booster's microprocessor.

The Manufacturer's rated output power of this equipment is for single carrier operation. For situations when multiple carrier signals are present, the rating would have to be reduced by 3.5 dB, especially where the output signal is re-radiated and can cause interference to adjacent band users. This power reduction is to be by means of input power or gain reduction and not by an attenuator at the output of the device.

[illegible]

This image shows a single sheet of white paper with horizontal ruling lines. The lines are evenly spaced and run across the width of the page. There are no margins, text, or other markings on the paper.

Warranty

✓ 30 DAY MONEY-BACK GUARANTEE

All WilsonPro products are protected by WilsonPro 30-day money-back guarantee. If for any reason the performance of any product is not acceptable, simply return the product directly to the reseller with a dated proof of purchase.

✓ 3 YEAR WARRANTY

WilsonPro Boosters are warranted for three (3) years against defects in workmanship and/or materials. Warranty cases may be resolved by returning the product directly to the reseller with a dated proof of purchase.

Signal Boosters may also be returned directly to the manufacturer at the consumer's expense, with a dated proof of purchase and a Returned Material Authorization (RMA) number supplied by WilsonPro. WilsonPro shall, at its option, either repair or replace the product.

This warranty does not apply to any Signal Boosters determined by WilsonPro to have been subjected to misuse, abuse, neglect, or mishandling that alters or damages physical or electronic properties.

RMA numbers may be obtained by contacting Customer Support.

DISCLAIMER: The information provided by WilsonPro is believed to be complete and accurate. However, no responsibility is assumed by WilsonPro for any business or personal losses arising from its use, or for any infringements of patents or other rights of third parties that may result from its use.

NEED HELP?



support.wilsonpro.com



866.294.1660



3301 East Deseret Drive, St. George, UT
www.wilsonpro.com | support@wilsonpro.com

Copyright © 2016 Wilson Electronics. All rights reserved.
Wilson Electronics products covered by U.S. patent(s) and pending application(s)
For patents go to: weboost.com/us/patents